

30 July 2010

Tap Oil Limited
ABN 89 068 572 341
Level 1, 47 Colin Street
West Perth WA 6005
Australia
T: +61 8 9485 1000
F: +61 8 9485 1060
E: info@tapoil.com.au
www.tapoil.com.au

The Company Announcements Platform
Australian Securities Exchange
Exchange Centre
20 Bond Street
SYDNEY NSW 2000

INVESTOR PRESENTATION UPDATE JULY 2010

Please find attached a copy of a presentation providing investors and analysts with an update on Tap Oil Limited's activities.

A copy of this presentation is available at the ASX and can be viewed on the Company's website www.tapoil.com.au under the heading "Investor Centre".

Enquiries to:

Peter Stickland (Managing Director / CEO)
Telephone: +61 8 9485 1000
Email: info@tapoil.com.au
Website: www.tapoil.com.au




Investor Presentation

30 July 2010

www.tapoil.com.au

This presentation contains some references to forward looking assumptions, representations, estimates, budgets, and outcomes. These are uncertain by the nature of the business and no assurance can be given by Tap Oil Limited that its expectations, estimates, budgets and forecast outcomes will be achieved. Actual results may vary materially from those expressed herein.



Certain statements contained in this presentation, including information as to the future financial or operating performance of Tap Oil Limited and its projects, are forward-looking statements. Such forward-looking statements:

- are necessarily based upon a number of estimates and assumptions that, while considered reasonable by Tap Oil Limited, are inherently subject to significant technical, business, economic, competitive, political and social uncertainties and contingencies;
- involve known and unknown risks and uncertainties that could cause actual events or results to differ materially from estimated or anticipated events or results reflected in such forward-looking statements; and
- may include, among other things, statements regarding targets, estimates and assumptions in respect of production and prices, operating costs and results, capital expenditures, reserves and resources and anticipated flow rates, and are or may be based on assumptions and estimates related to future technical, economic, market, political, social and other conditions.

Tap Oil Limited disclaims any intent or obligation to update publicly any forward-looking statements, whether as a result of new information, future events or results or otherwise.

The words “believe”, “expect”, “anticipate”, “indicate”, “contemplate”, “target”, “plan”, “intends”, “continue”, “budget”, “estimate”, “may”, “will”, “schedule” and similar expressions identify forward-looking statements.

All forward-looking statements made in this presentation are qualified by the foregoing cautionary statements. Investors are cautioned that forward-looking statements are not guarantees of future performance and accordingly investors are cautioned not to put undue reliance on forward-looking statements due to the inherent uncertainty therein.

Tap Oil is an upstream Oil and Gas Company with substantial opportunities for growth through exploration backed up by a strong balance sheet and established production.

Recent Milestones

- Rig set up on location in Brunei for drilling program
- Award of high impact exploration block offshore Ghana
- New gas contracts increase value of 3rd Party Gas business
- Farmout of WA-290-P facilitating early drilling of Zola-1

Near Term Activity

- Drilling 2 wells in Brunei commencing in August
- Drilling Zola-1, a 0.2 - 2 Tcf gas well offshore Western Australia in Q3 2010
- Drilling Craigow-1, a 3 - 42 mmbbl oil well in Bass Strait in Q4 2010

Complemented by

- Cash of A\$66 million (as at 30 June 2010) and no debt
- Multiple oil and gas production assets and gas contracts
- Seeking to acquire value adding assets

Exploration Drilling Program



Exploration Area	Near Term Indicative Drilling Activity & Timing					
	Q3 '10	Q4 '10	Q1 '11	Q2 '11	Q3 '11	Q4 '11
Australia, Carnarvon Basin	Zola-1 WA-290-P (10%) Proven gas trend		HJV 1 to 4 wells (12.2%) Targeting incremental reserves			
	Bambra-10 HJV Development well		Finucane South-1 WA-191-P Oil prospect		WA-351-P (25%) LNG scale gas	
Australia, Bass Basin	Craigow-1 Moderate risk oil prospect					
Brunei – Block M	Block M (39%) 2 onshore oil wells		Minimum of one onshore well (39%)			
Ghana, Transform Margin	Offshore Accra Oil Prospect					

4 diverse exploration drilling opportunities in next 6 months

Impact of Exploration Success



Tap Permit	Well/Prospect	Risk	Tap Share of Unrisked Resource Potential	Multiple of Existing 2P Reserves
WA-290-P	- Zola	Low-moderate	20-200 Bcf	70 - 700%
Brunei	<i>Belait Total</i>	<i>Low-moderate</i>	<i>3-25 mmbbl</i>	
	- Mawar	Low	Up to 3.5 mmbbl	75%
	- Markisa	Low-moderate	Up to 1.2 mmbbl	25%
T/47P	Craigow	Moderate	2-31 mmbbl	50-650%
	Tolpuddle	Moderate	7-37 mmbbl	150-750%
WA-351-P	10+ leads	Low-moderate	0.5-0.75 Tcf	1700-2600%
WA-191-P	Finucane South	Low-moderate	~0.5 mmboe	10%
HJV	Up to 4 wells	Low-moderate	10 mmboe	200%
Ghana - Accra	Well #1	Moderate	>36 mmbbl	>750%

Potential for ten fold increase in reserves from above program

Capital Structure



Top 20 Shareholders as at 29 July 2010

Name	Shares	%
HSBC CUSTODY NOMINEES (AUSTRALIA) LIMITED	33,071,827	21.13
HSBC CUSTODY NOMINEES (AUSTRALIA) LIMITED-GSCO ECA	21,391,433	13.67
CITICORP NOMINEES PTY LIMITED	10,741,905	6.86
J P MORGAN NOMINEES AUSTRALIA LIMITED	7,523,099	4.81
NATIONAL NOMINEES LIMITED	6,229,314	3.98
ANZ NOMINEES LIMITED <CASH INCOME A/C>	4,418,160	2.82
BOND STREET CUSTODIANS LIMITED <OFFICIUM EMERGING RES A/C>	2,493,788	1.59
COGENT NOMINEES PTY LIMITED	1,926,095	1.23
BUTTONWOOD NOMINEES PTY LTD	1,920,000	1.23
WESWOOD PTY LTD <PAUL UNDERWOOD FAMILY A/C>	1,429,767	0.91
MS MARGARET PACKER	1,002,234	0.64
HEDON PTY LTD	746,372	0.48
MARIO TRAVIATI	717,064	0.46
KEEPA PTY LTD <KEEPA INVESTMENT A/C>	705,000	0.45
CITICORP NOMINEES PTY LIMITED <CFSIL CWLTH AUST SHS 23 A/C>	690,179	0.44
BERNE NO 132 NOMINEES PTY LTD <376804 A/C>	667,534	0.43
MERRILL LYNCH (AUSTRALIA) NOMINEES PTY LIMITED	611,683	0.39
TAP OIL SHARE PLAN PTY LIMITED	515,656	0.33
HUMBOLDT CAPITAL CORPORATION	500,000	0.32
PENNOCK PTY LTD	500,000	0.32
TOTAL TOP 20	97,801,110	62.50

- Listed on the ASX since 1996
- 156.5 million shares on issue
- Market Cap as at 29 July ~A\$140 million (undiluted)
- Top 20 shareholders > 60%
- Institutional holders ~55%
- Avg Monthly Turnover: 8.8 million shares (6 mths to 1 July 2010)

Substantial S/h's as at 1 June 2010


Name	Shares	%
M&G Investment Mgt	23,401,925	15.0%
TIG Advisors	17,648,921	11.3%
DFA Group	9,026,254	5.8%

Tap has 6,024,554 options on issue with exercise prices ranging from \$0.61 to \$2.75 and expiry dates ranging from 30 July 2010 to 15 July 2013. All options are held by current or former directors and staff. Tap also has 2,997,869 share rights on issue to employees.

Tap Board & Management Strength



Tap Oil operates with a strong independent board & experienced management team focused on building a growing, sustainable oil company



Neale Taylor
Chairman (Non Executive)

Neale Taylor has over 40 yrs technical, operating and commercial experience in oil and gas exploration and production, planning and evaluation, acquisition and joint venture management with Esso, Nexus Energy, Cambrian Oil & Gas and Xtract Oil (oil shale).



Doug Bailey
Non Executive Director

Doug Bailey is an accountant with over 30 yrs experience in the resources industry. He is a former CEO and MD of Ashton Mining Ltd and a former CFO of Woodside. He is experienced in all commercial aspects of resource company financing, project development, acquisitions and admin.



Peter Lane
Non Executive Director

Peter Lane is a petroleum geologist with some 40 yrs experience in oil exploration in Australia, Canada and Papua New Guinea. He has managed a number of successful exploration and production companies and conducted his own consulting business for the past 20 yrs.



Michael Sandy
Non Executive Director

Mike Sandy is a geologist with over 30 yrs experience in the resources industry; with the past 24 yrs focused on oil and gas. He has worked for various oil and gas companies, including senior executive roles with Oil Search and Novus Petroleum during the last 15 yrs.



Peter Stickland
MD / CEO

Peter Stickland has over 20 yrs global experience in oil and gas exploration. Peter had a successful career with BHP Billiton before joining Tap in 2005. He has an excellent track record of finding oil and gas and identifying quality prospective acreage.

Management Team

Chief Financial Officer

David Rich *B.Com, CA, Grad.Dip.CSP, ACIS*

Engineering & Development Manager

Blaine Ulmer *B.Sc (Canada)*

Commercial Manager

Damon Neaves *LLB, B.Com, A.Fin.S.I.A*

New Ventures Manager

Bob Cassie *B.Sc.(Hons), MAAPG*

Exploration Manager

Joe Scibiorski *B.Sc.(Hons), M.Sc., D.I.C*

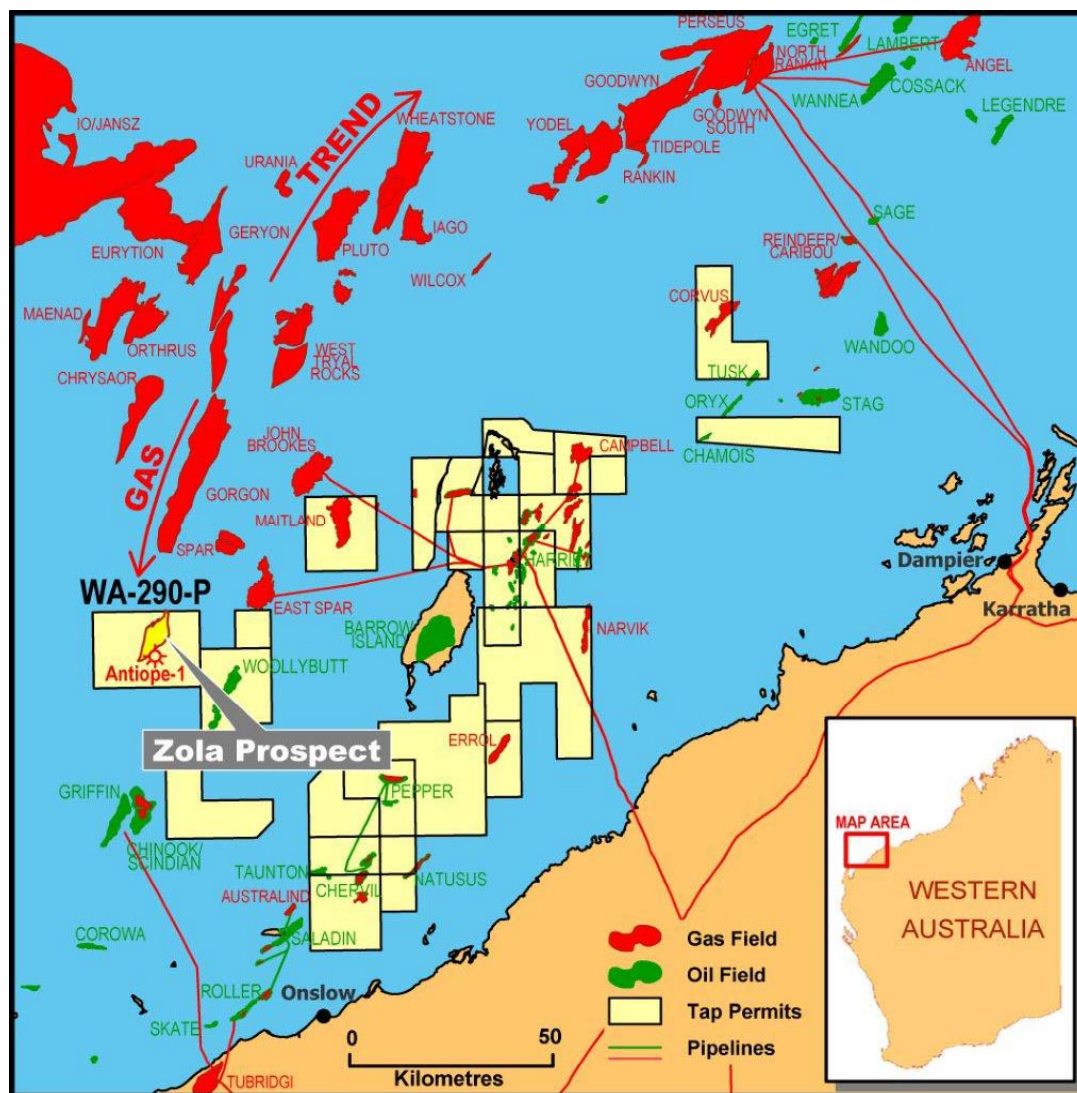
Activities Snapshot



EXPLORATION DRILLING PROGRAM

WA-290-P: Zola High Impact Gas Exploration Well

(Tap 10%)

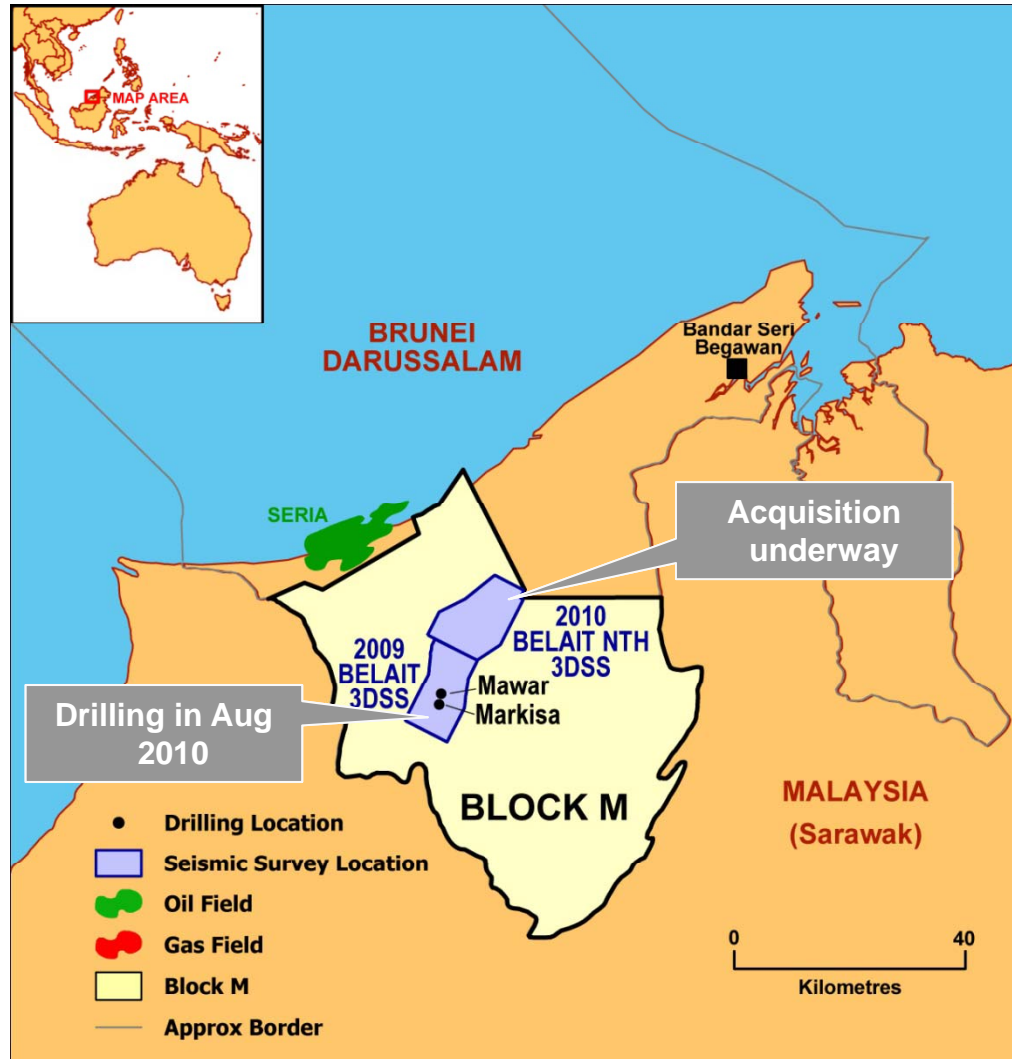


- Zola targeting 0.2-2.0 Tcf (recoverable)
- Proven Triassic play type, immediately south of Gorgon field
- Robust structure defined on 3D seismic
- Farmout to Apache on promoted basis
- Expect to drill in August with Stena Clyde semi-submersible rig
- Expected drilling cost \$45-60 million (gross)
- Antiope ~120 Bcf stranded shallow gas resource could be aggregated in success case
- Multiple development options

WA-290-P Partners	Participating Interest
Apache Northwest Pty Ltd*	30% (Operator)
OMV Barrow Pty Ltd	20%
Nippon Oil Exploration (Dampier)	25%
Tap (Shelfal) Pty Ltd	10%
Santos Offshore Pty Ltd	15%

Brunei Block M

(Tap 39%, Operator)

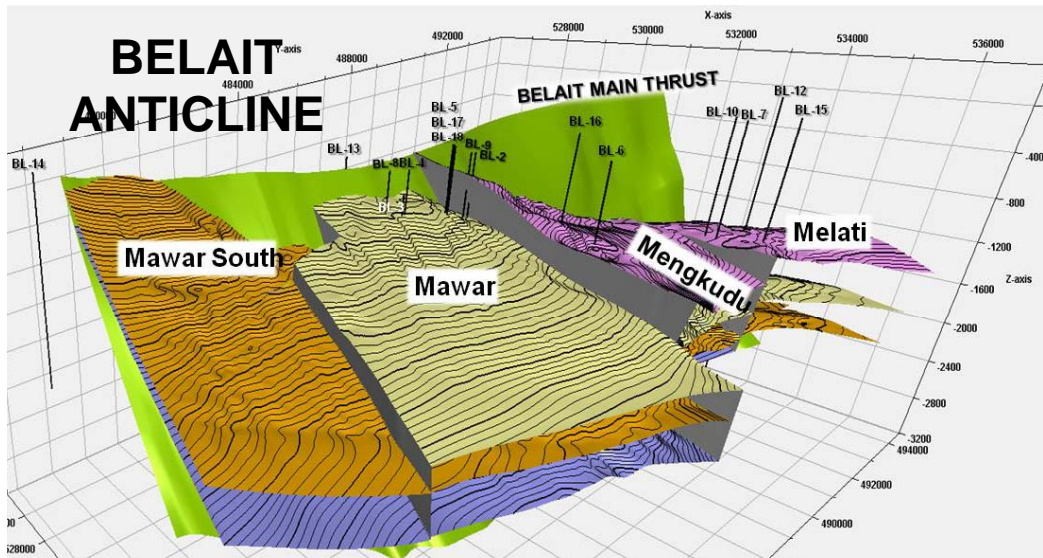


- Prolific oil and gas province
- Belait field 8 to 64 mmboe (gross recoverable)
- Drilling commencing in August
- Low to Moderate risk (Defined on new 3D seismic)
- Plus significant exploration potential deeper, along trend from known oil
- Potential for rapid development in success case:
 - Onshore
 - Close to refinery & LNG terminal
- New seismic shoot underway

Block Partners	Participating Interest
Tap Energy (Borneo) Pty Ltd	39% (Operator)
Triton Hydrocarbons Pty Ltd (Kulczyk Oil Ventures)	36%
China Sino Oil	21%
Jana Petroleum	4%

Brunei Block M – Near Term Drilling at Belait

(Tap 39%, Operator)



- Drilling 2 well program to start mid-August 2010
- Mawar-1 first testing up to 9 million barrel recoverable oil compartment
- Markisa-1 to follow Mawar-1, testing a different reservoir & compartment with up to 3 million barrel recoverable oil
- Rapid development if successful
- Potential for immediate follow up in adjacent fault blocks with stacked objectives
- Expected well cost is A\$3 -4 million each (net)

Tap's 2010 goal to prove up reserves and potential at Belait

Brunei Block M –Mawar-1 Well Site

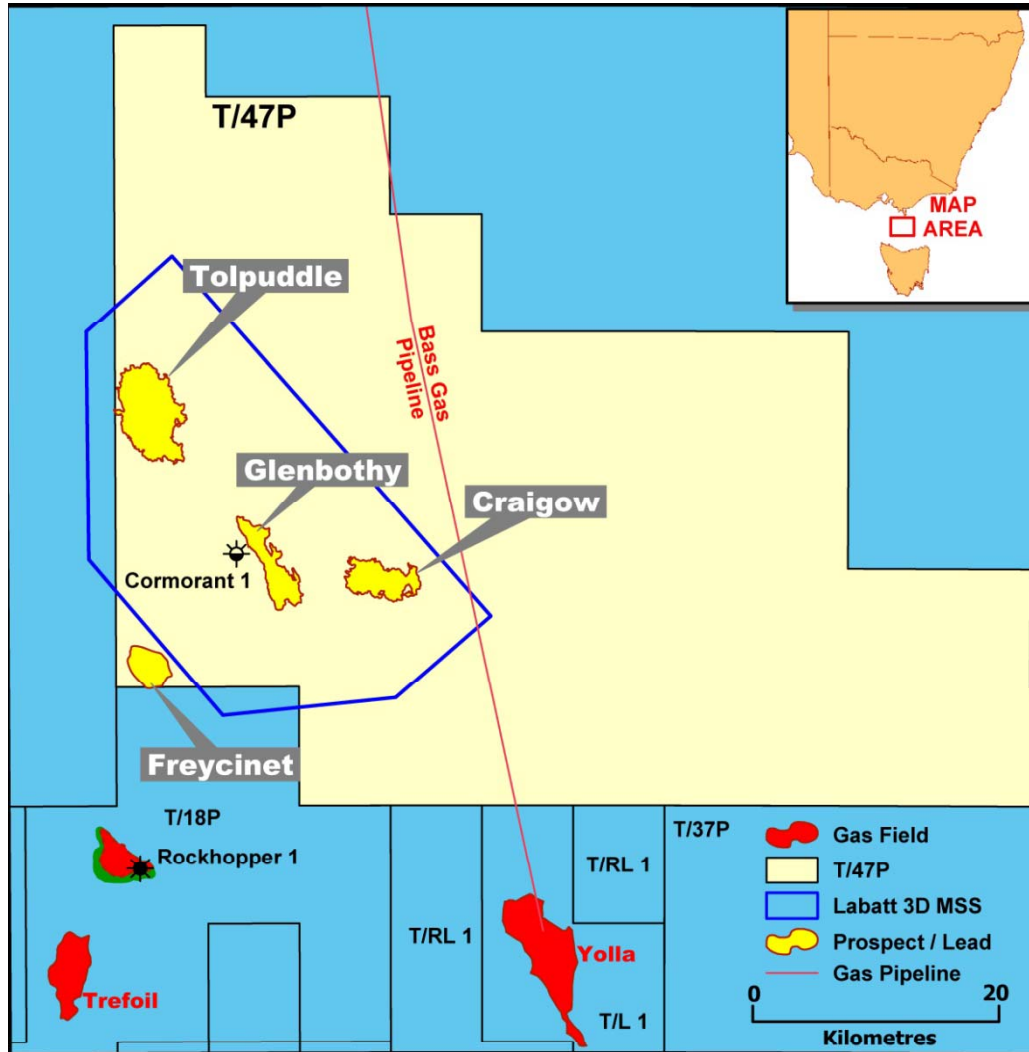
(Tap 39%, Operator)



Mawar-1 expected to spud mid August

Bass Basin T/47P: Exciting Oil Potential

(Tap 75%, Operator)



- Craigow 3-42 million barrel recoverable oil potential
- Simple structure defined on modern 3D seismic
- Along trend from oil recovery at Cormorant-1
- Total potential 100+ mmbbl
- Kan Tan IV rig contracted and scheduled to drill in Q4 2010
- Tap assumed SPC's (35%) and received funds for the additional commitments
- Expected well cost ~A\$15 million (net), but partially offset by SPC transaction

Permit Partners

Tap (Shelfal) Pty Ltd
Tap Bass Pty Ltd
Jubilant Energy Pty Ltd

Participating Interest

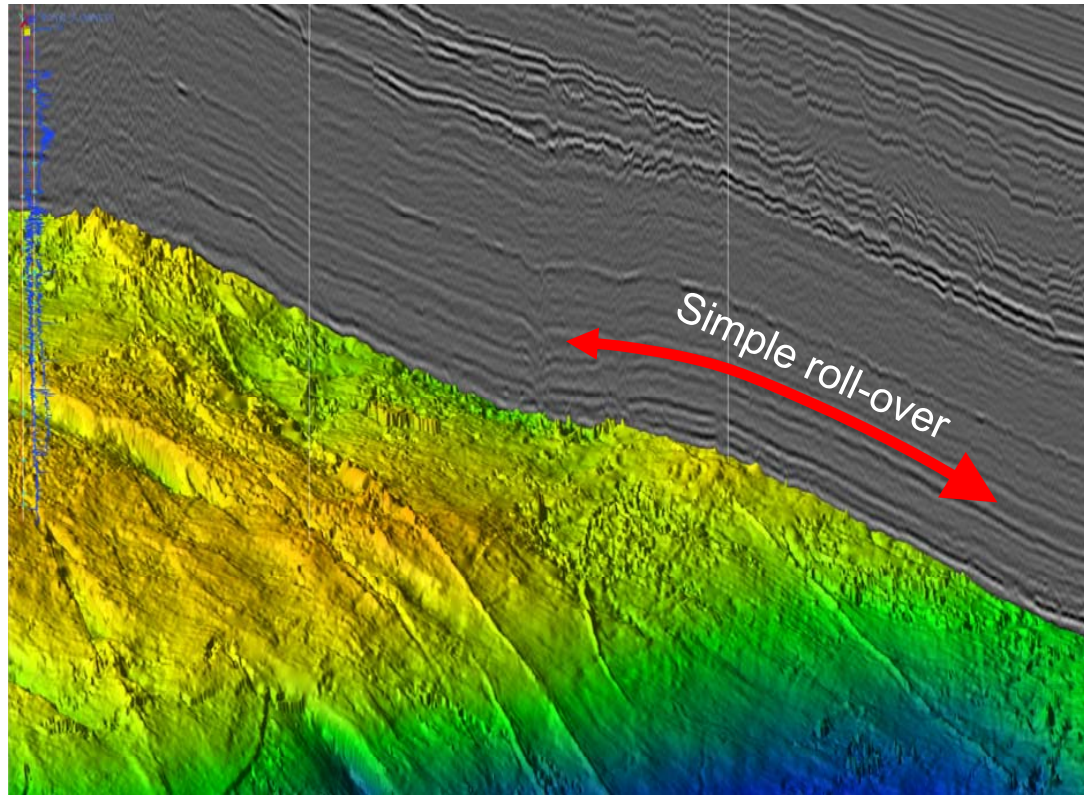
40% (Operator)
35%
25%

T/47P: Craigow-1 Exciting Oil Potential

(Tap 75%, Operator)

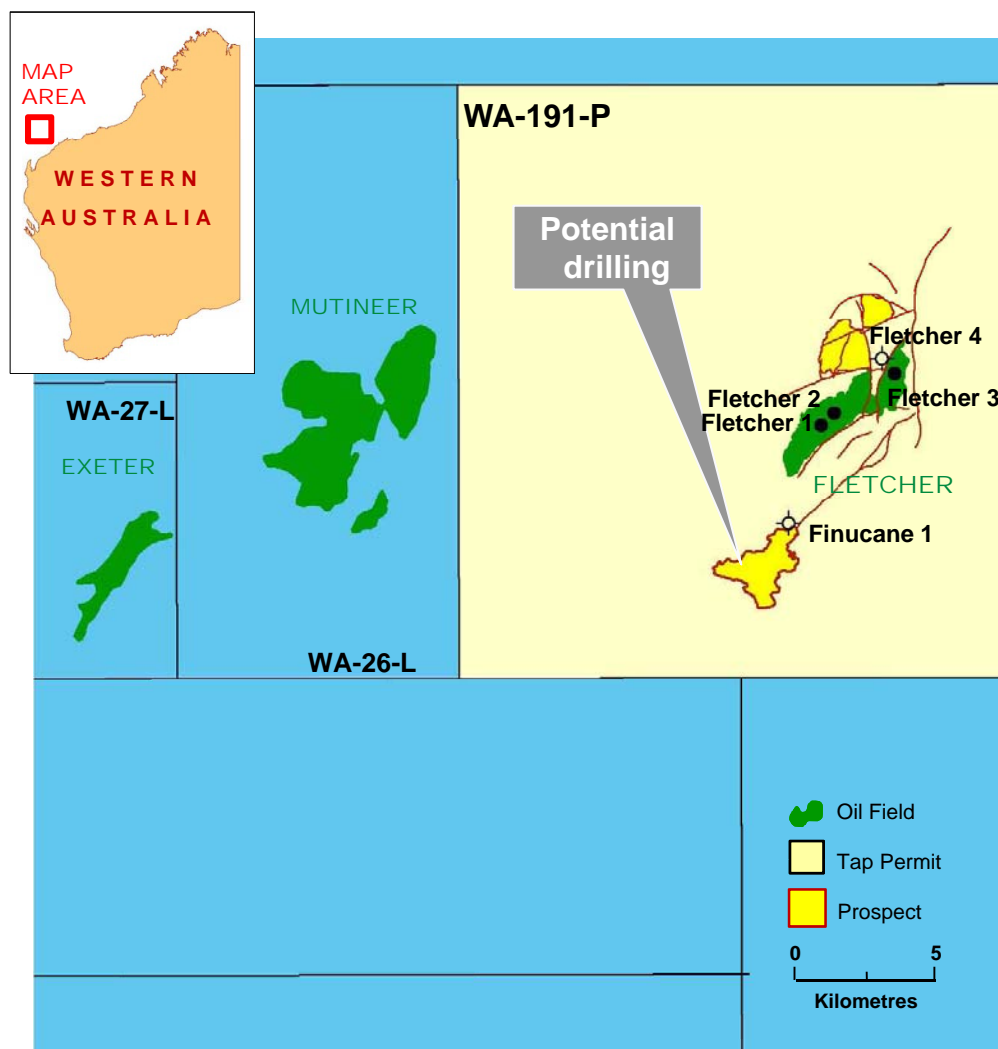
Cormorant-1

Craigow



- 3-42 million barrel recoverable oil potential
- Located in shallow water (75m)
- Shallow target depth (~1,500m) improves likelihood of good reservoir quality
- High quality modern 3D seismic allows good definition of trap
- Along trend from oil recovery at Cormorant-1 (faulted structure)
- Craigow is a simple un-faulted structure
- Potential for stacked reservoirs

WA-191-P: Fletcher Remapping (Tap 8.2% in permit)

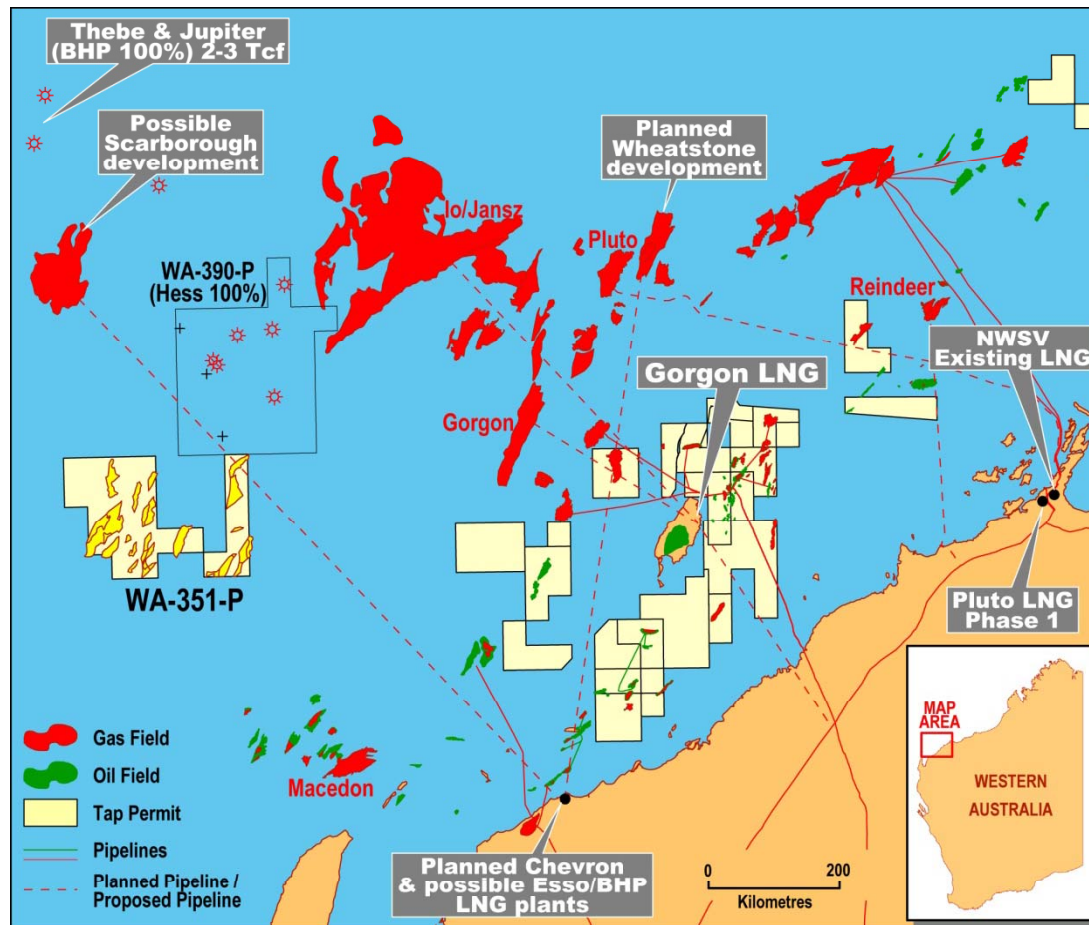


- Fletcher recoverable volumes
5-10 mmbbl (Tap estimate)
- Tap's equity interest in Fletcher-3 & 4 is
10.9333%
- Finucane South along trend (8 to 23
mmbbl potential) (Tap estimate)
- Finucane South exploration well under
consideration and potential further
appraisal of Fletcher to aggregate
volumes for development

Permit Partners	Participating Interest
Kufpec Australia Pty Ltd	33.402%
Santos Ltd	33.398% (Operator)
Nippon Oil Exploration (Dampier)	25.00%
Tap (Shelfal) Pty Ltd	8.20%

MEDIUM TERM EXPLORATION

WA-351-P Low risk gas exploration for LNG (Tap 25%)



- Success-case permit potential of 2-3 Tcf (gross) in a proven province
- 10+ leads defined on 3D seismic
- Chance of success boosted to over 50% for a number of targets
- Permit renewed with 1 firm well in 2010-13 phase
- Potential drilling in 2011
- Hess have 11 discoveries from 14 wells drilled
- Right address to benefit from emerging LNG infrastructure

Permit Partners

BHP Billiton Petroleum
(Northwest Shelf) Pty Ltd
Tap (Shelfal) Pty Ltd
Roc Oil (WA) Pty Ltd

Participating Interest

55% (Operator)
25%
20%

Success could see Tap supplying gas to an LNG development

Ghana Offshore Accra Contract Area

(Tap 36%, Operator)



- Prospectivity analogous to recent discoveries in emerging new West African oil province
- Two leads identified to date, in conventional water depths, with >100 mmbbl potential
- 2010 program: 3D seismic reprocessing and acquisition of new seismic
- Drilling in 2011/12
- Predictable operating environment with access to seismic vessel, drilling rigs and services

Permit Partners

Tap Oil (Ghana) Limited
 Afex Oil (Ghana) Limited
 Challenger Minerals (Ghana) Limited
 Ghana National Petroleum Company*

Participating Interest

36% (Operator)
 27%
 27%
 10% * carried by the other parties in proportion to their Participating Interest

Indonesia: Rangkas PSC

(Tap 24%)



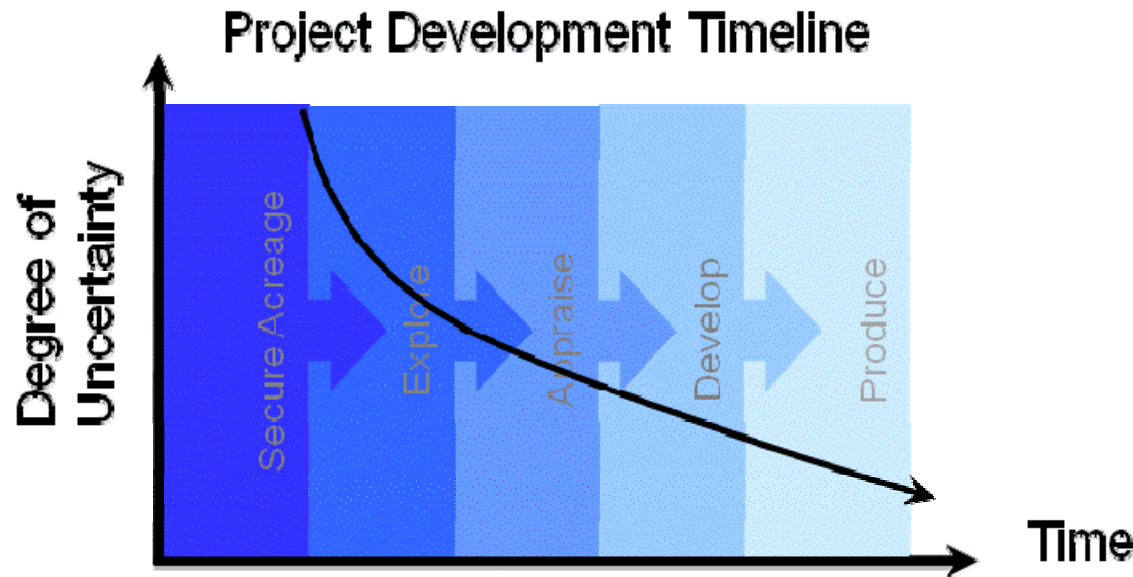
- Early entry exploration block with potential to control new play
- Evidence of oil play from seeps and previous exploration
- Gas discoveries can also be commercialised
- Last wells drilled in 1991
- New work indicates previously unseen deep targets
- Acquisition of 474km of 2D seismic to commence in second half 2010
- Drilling expected in 2011/12

Block Partners

Lundin Rangkas B.V.
Carnarvon Petroleum (Indonesia) Pty Ltd
Tap Energy (Rangkas) Pty Ltd

Participating Interest

51% (Operator)
25%
24%



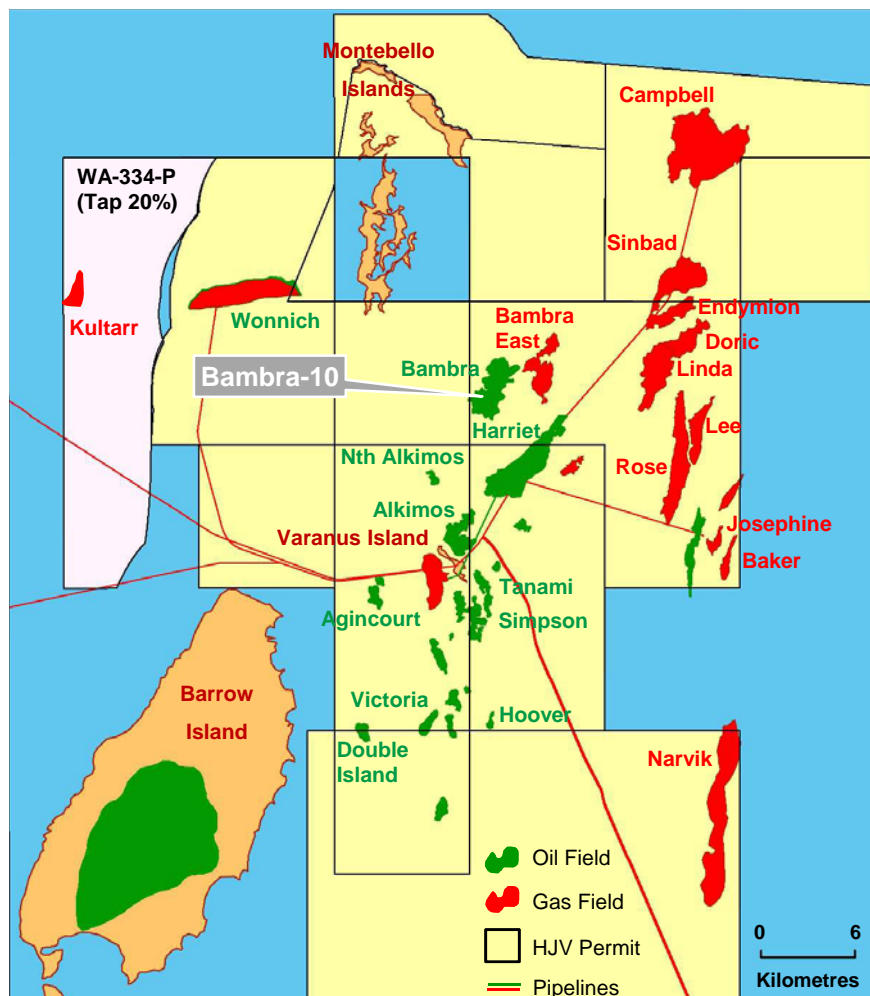
- A quality drilling program depends on having the right acreage
- Tap seeks to add 1-2 high quality blocks to its portfolio each year
- 2-3 year lead time from acreage capture to drill-ready
- Maximum leverage by securing acreage early in cycle

New Ventures tested by strict internal discipline and against challenging minimum performance criteria:

- Technical: is there a proven petroleum system in place?
- Economic: does the opportunity work commercially under realistic assumptions?
- Overall Operating regimen:
 - Political risk
 - Ease of operations

PRODUCING & GAS ASSETS

Harriet Joint Venture - Oil and Gas Producing Assets (Tap 12.22%)



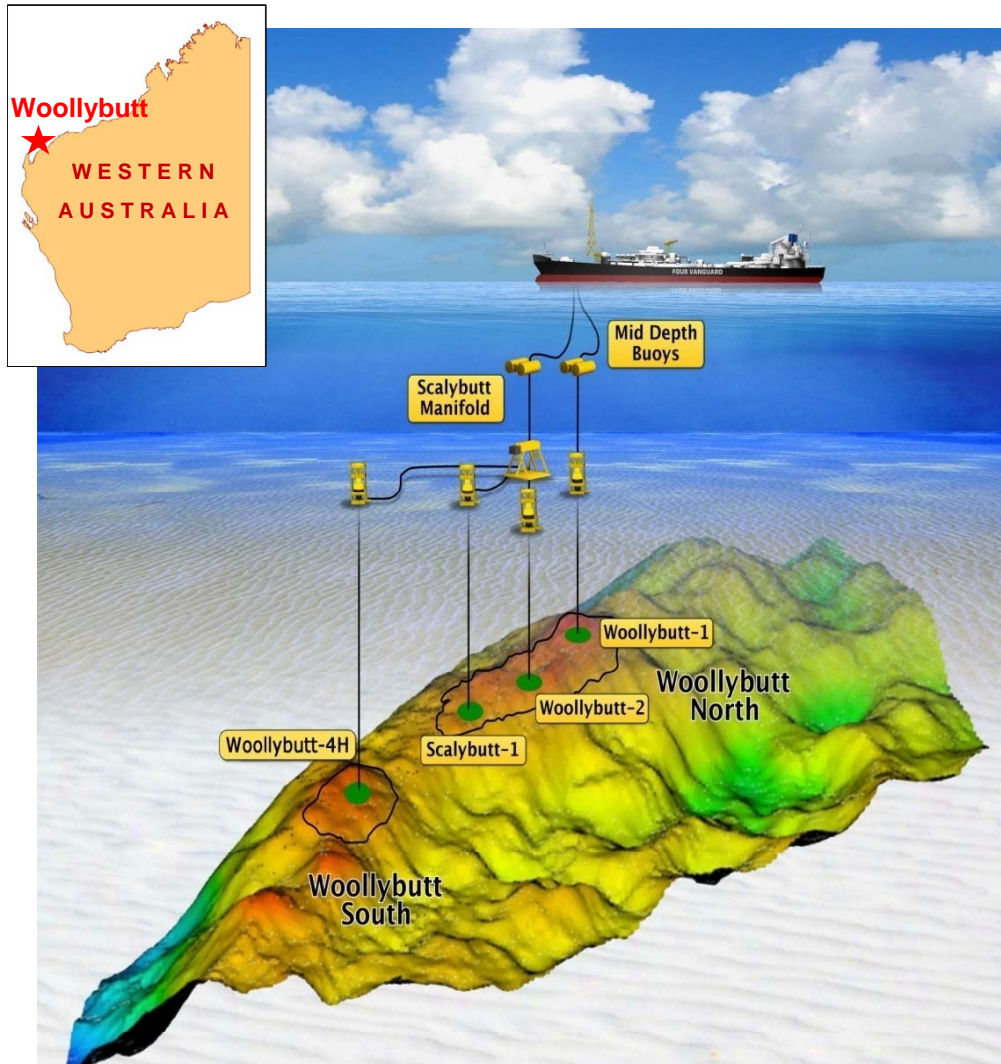
- Producing since 1986
- Spread of multiple fields and wells with track record of reserves replenishment
- HJV average production rates for June quarter
 - Gas ~ 85 mmscf/d
 - Oil ~ 4,600 barrels/day
- HJV discoveries are characterised by rapid conversion of exploration to development
- Bamba-10 development well planned for Q4 2010
- Large scale seismic reprocessing commenced to select 2011 drilling targets

Production Partners	Participating Interest
Apache Northwest Pty Ltd	68.5% (Operator)
Kufpec Australia Pty Ltd	19.277%
Tap (Harriet) Pty Ltd	12.223%

Established infrastructure, rapid conversion of exploration to production

Woollybutt Oil Field

(Tap 15%)



Woollybutt Field and Production Facilities

- Production resumed March 2010 after dry dock life extension
- Production averaged 7,200 barrels/day in June quarter
- Field commenced in May 2003 with recovery initially estimated to be 25 mmbbl over 5 years (from 2 wells)
- Woollybutt South added in July 2008
- 32.4 mmbbl produced to 30 June 2010 and expected ultimate recovery now 37.5 mmbbl and production continuing to ~2013

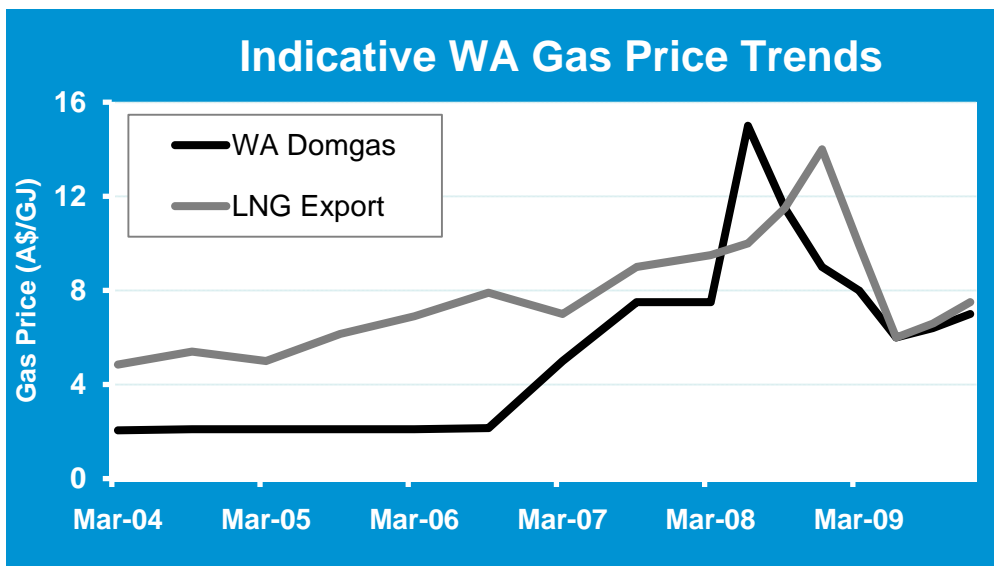
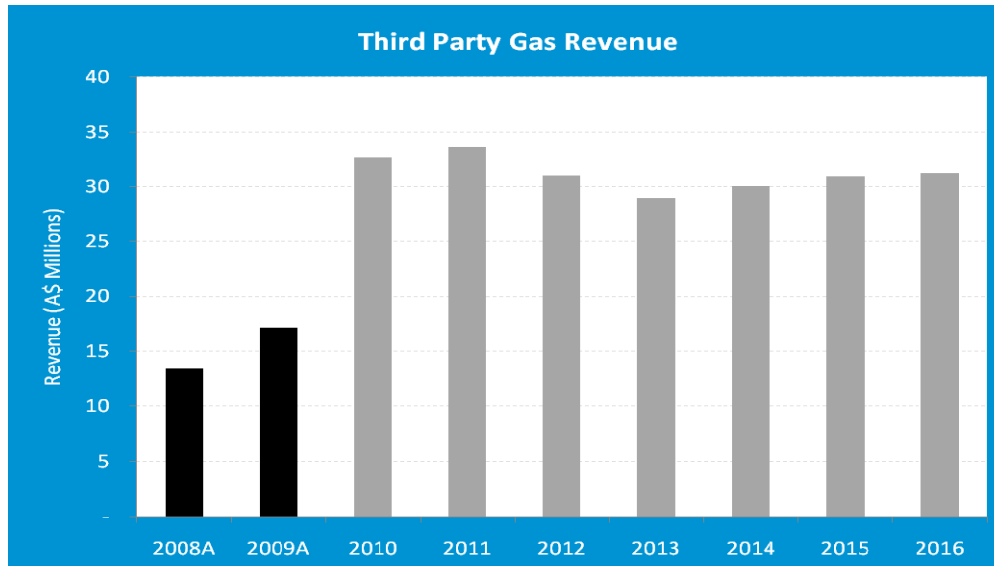
Production Partners

Eni Australia Ltd
Mobil Australia Resources Co. Pty Ltd
Tap West Pty Ltd

Participating Interest

65% (Operator)
20%
15%

Contracted Third Party Gas



- Tap secured ~31 Bcf of gas in 2005 from the John Brookes JV (JBJV) at 2005 prices
- Tap's JBJV sales contracts commenced in September 2007 at domestic market rates substantially higher than Tap's purchase cost
- Recently signed additional contracts and restructured existing contracts to substantially increase value
- Selling price and profit locked-in – CPI linked and all in AUD
- **The forward value of these contracts to Tap, post-tax and discounted at a rate of 10%, is now A\$75 million, (as at 1 Jan 2010)**

Robust Performance and Near Term Drilling

- Strong operating quarter with production up 49% and 55% increase in revenue
- \$66 million of cash and no debt at 30 June 2010
- Near term drilling program with a diverse portfolio of high impact targets – fully funded
- Work underway now for multiple high quality drilling options in 2011 and beyond
- Strong share price leverage to exploration success